


Suma / Clax Revoflow



Switch off the dosing system by pressing the ON/OFF switch



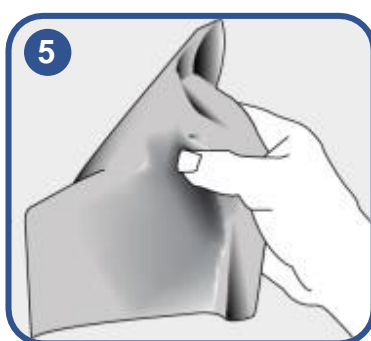
Carefully remove the Powder- and Liquid Product product container(s)



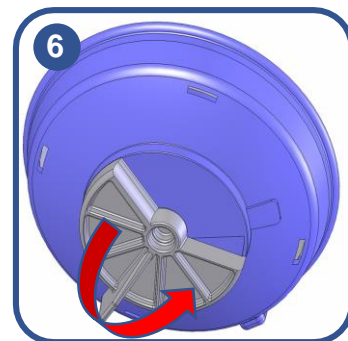
Place the product containers on a suitable surface and check the caps for incrustation/clogging



Check the feeder inlet(s) on liquid residues and/or incrustation/clogging



If necessary clean the cap(s) and feeder inlet(s) with a damp cloth



Check the rotating part of the powder cartridge(s) by moving the rotor through 360°



Shake the powder product(s) to loosen any clumping of the powder in the container(s)



Put the corresponding product container(s) back into the dosing system



Switch on the dosing system by pressing the ON/OFF switch and operate your dishwasher/washing extractor to confirm operation

